

# *Candy Dish*



Quilt is 14" x 28"  
Laundry Basket Quilts

# Candy Dish

Quilt is 14" x 28".



by:

*Laundry Basket Quilts*

## Moda Candy:

12-2½" x 2½" Light squares  
20-2½" x 2½" Medium/Dark squares

## Background: (½ yard)

1-15½" x 15½" cut twice diagonally  
2-8" x 8" cut once diagonally  
4-6½" x 2½" rectangles  
1-4⅞" x 4⅞" cut once diagonally

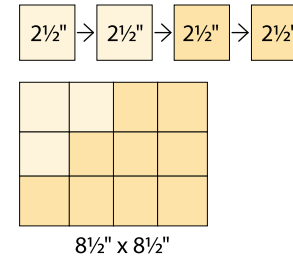
## Handles, Base & Binding: (⅓ yard)

3-2½" x WOF strips (Binding)  
2-2⅞" x 2⅞" cut once diagonally  
4 Handles from template

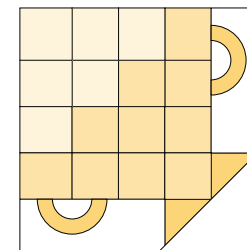
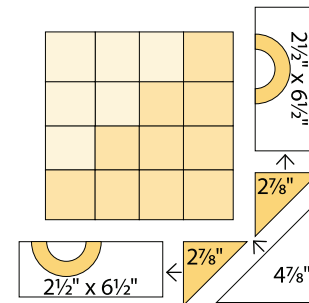
## Backing: ½ yard

## Quilt Construction

- Block:** Assemble the Block as shown. Refer to the quilt for the color placement.

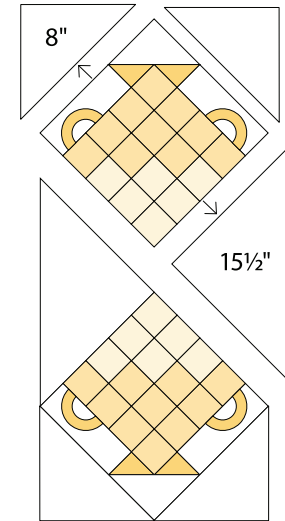


Use your appliqué method of choice to add the handles to the 2½" x 6½" Background rectangles.



Block  
10½" x 10½"  
with seams  
Repeat to make 2 Blocks.

- Assembly:** Add the Background triangles.



- Straighten the quilt sides if necessary. Sew 3-2½" x WOF Binding strips together. Layer, quilt and bind. ENJOY!

